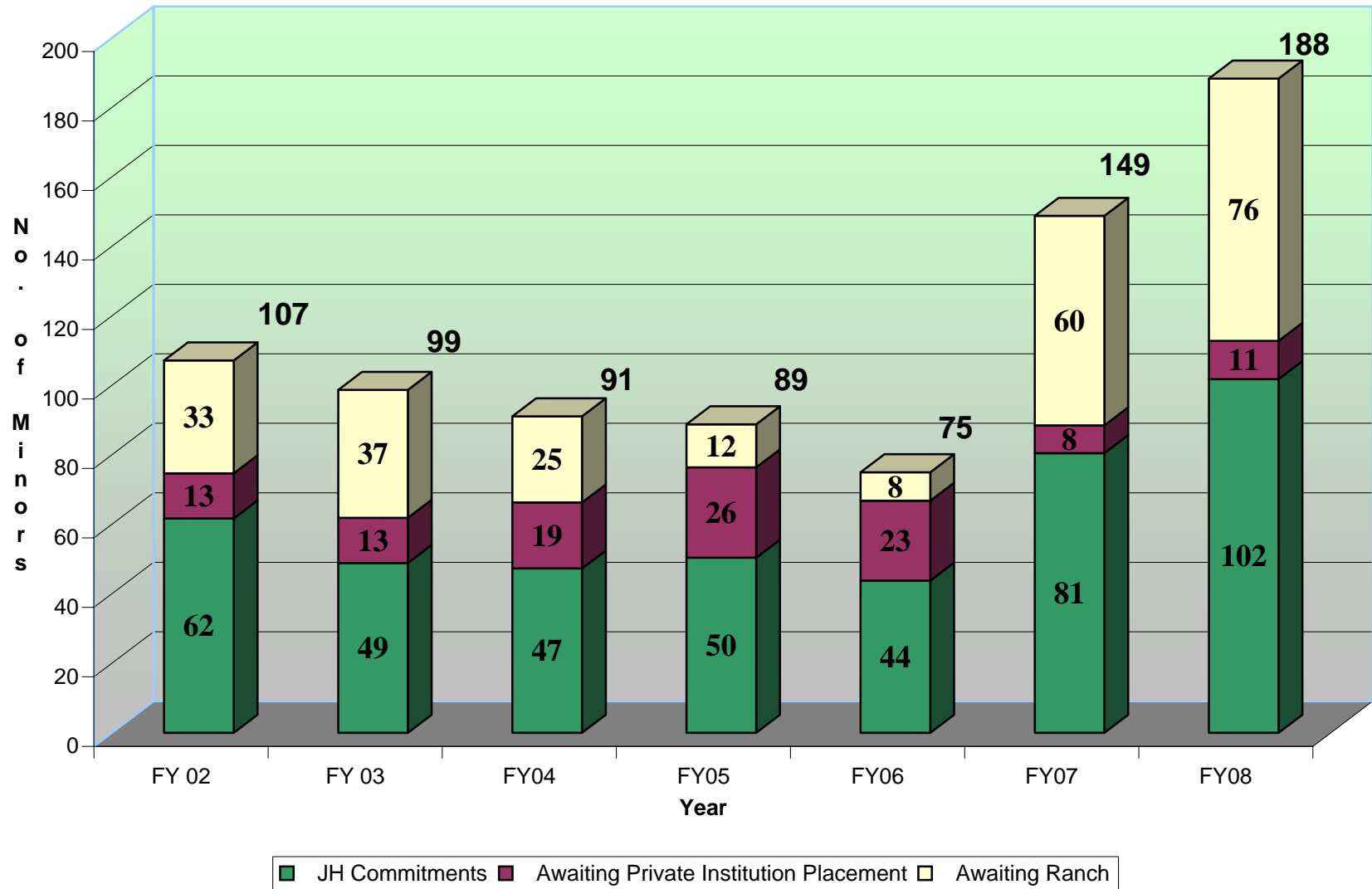


JUNE AVERAGE DAILY POPULATION EACH YEAR								
FY 02 - FY 08								
	Data Category	FY 02	FY 03	FY04	FY05	FY06	FY07	FY08
<u>A</u>	Juvenile Hall	290	219	244	273	280	353	347
	JH Commitments	62	49	47	50	44	81	102
	Awaiting Private Institution Placement	13	13	19	26	23	8	11
	Awaiting Ranch	33	37	25	12	8	60	76
	Ranches Usage	202	171	117	137	92	162	180
	James Ranch	74	46	43	82	59	60	59
	Wright Center	42	41	31	43	25	42	45
	Holden	53	47	18	Closed	Closed	Closed	Closed
	Awaiting Ranch	33	37	25	12	8	60	76
	CYA Avg Monthly Pop	242	203	150	108	80	71	66
	Private Institutions Placement (PIP) - end of mo	120	98	123	130	92	58	56
	Total Detained Population	821	654	609	636	536	584	573
<u>B</u>	Total Community Release & Electronic Monitoring Programs	191	196	199	341	229	246	198
	Community Release Program	42	42	38	47	52	55	41
	Electronic Monitoring Program	149	154	161	294	177	191	157
	Alternative Placement Academy	46	31	27	33	33	36	61
	Evening Reporting Center (no. of ref'ls)	NA	NA	NA	NA	NA	6	5
	SCC Juv Felony Arrests¹	2465	2689	2991	2986	3292	3477	3664
	SCC Juv Felony Arrest Rate per 100,000²	1204.1	1223.4	1207.4	1492.4	Not Avail	Not Avail	Not Avail

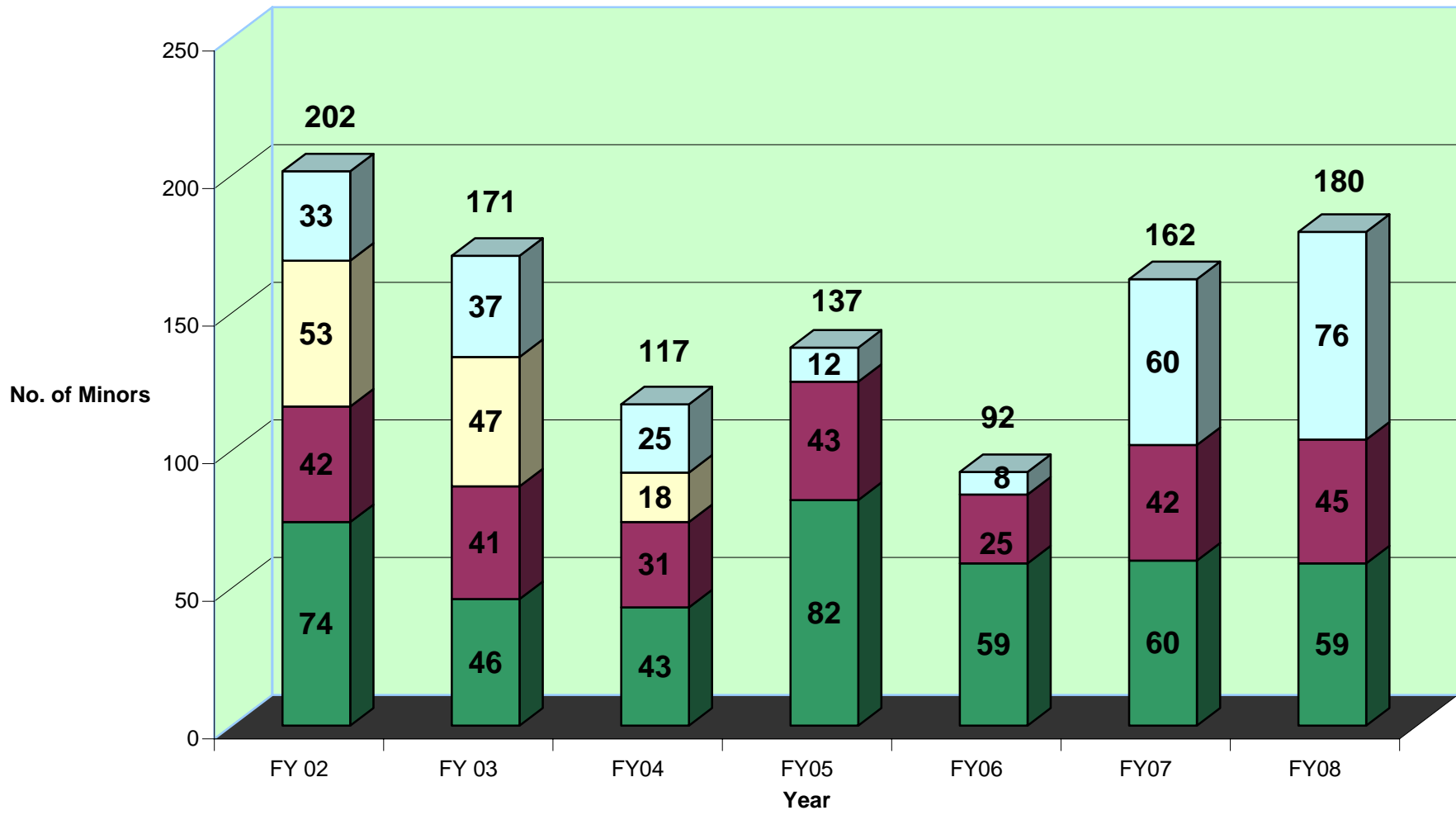
¹ Source: Combined data from SCC Probation Juvenile Automation Systems & Juvenile Records System

² Source: California Attorney General's Department of Justice. Calendar Year Information runs 2 -3 years in arrears.

Juvenile Hall Usage (A)

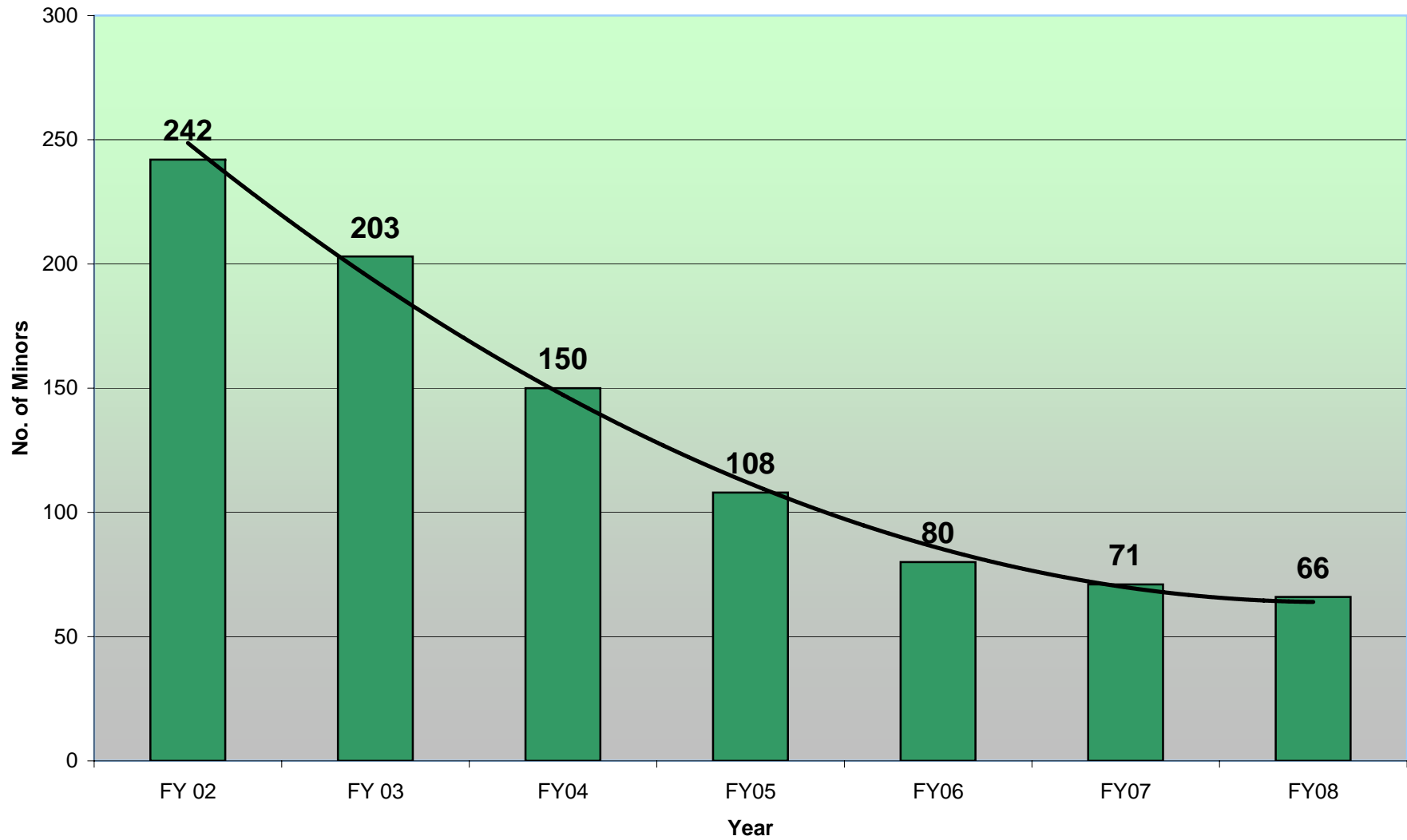


Ranch Usage (B)

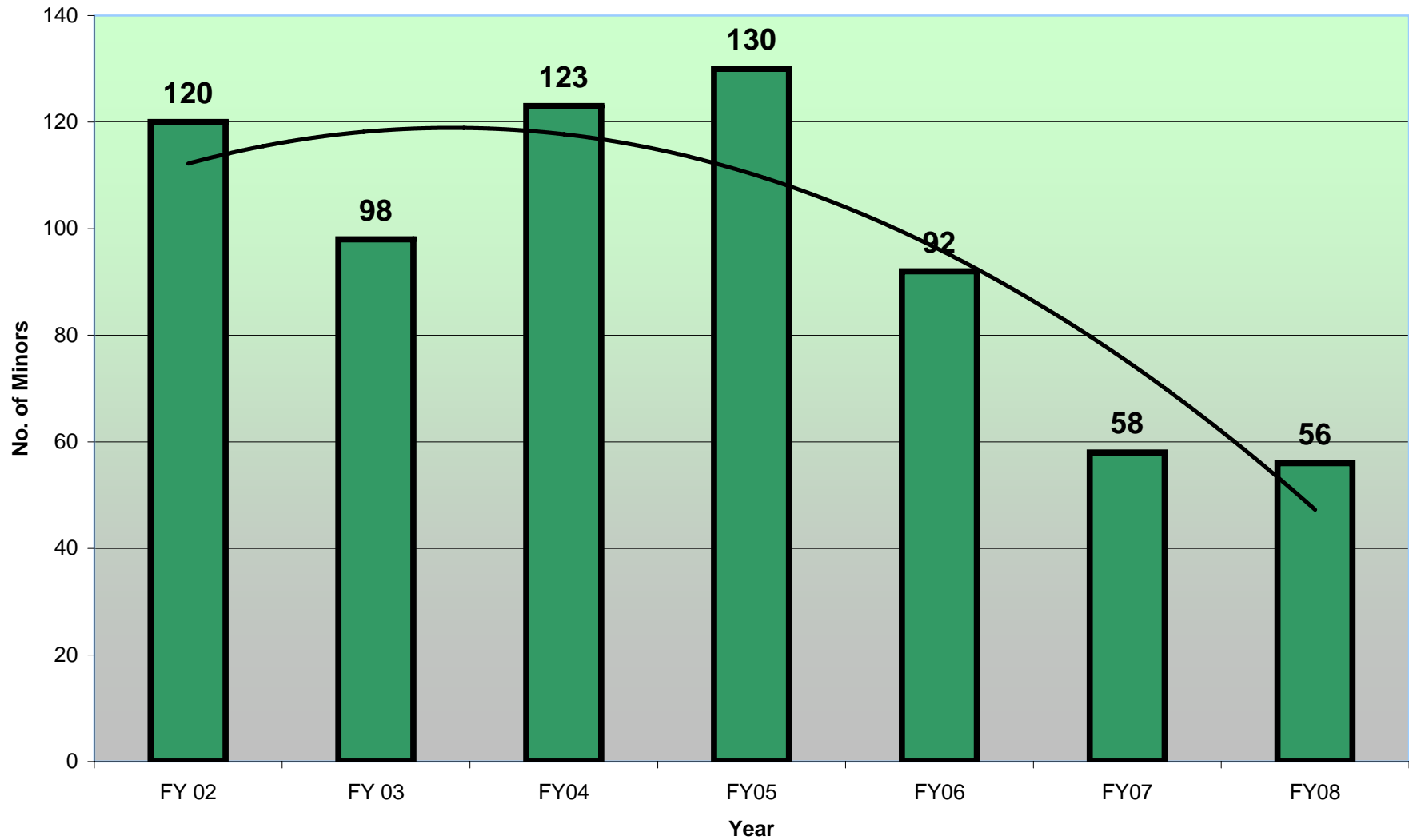


■ James Ranch
 ■ Wright Center
 ■ Holden
 ■ Awaiting Ranch

CYA Usage (C)



Private Institutions Placement (PIP) Usage (D)



SCC Detained Population

