



BUILDING HOMES, CHANGING LIVES

2016 Affordable Housing Bond Progress

In November of 2016, Santa Clara County voters approved a \$950 million Affordable Housing Bond. It is projected that the Housing Bond will fund 120 new affordable housing developments over ten years, including 4,800 new units dedicated to Extremely Low-Income and Very Low-Income households. In addition, the County will establish rental and ownership opportunities for Moderate Income households.



YEAR 4 IMPLEMENTATION

\$533,001,528

IN MULTI-FAMILY HOUSING DEVELOPMENT APPROVED

7 CITIES

2,969 NEW APARTMENTS

618 UNITS RENOVATED

34 HOUSING DEVELOPMENTS


\$25 MILLION

FIRST-TIME HOMEBUYER PROGRAM

*As of February, 2021. The implementation update does not include County acquisitions.

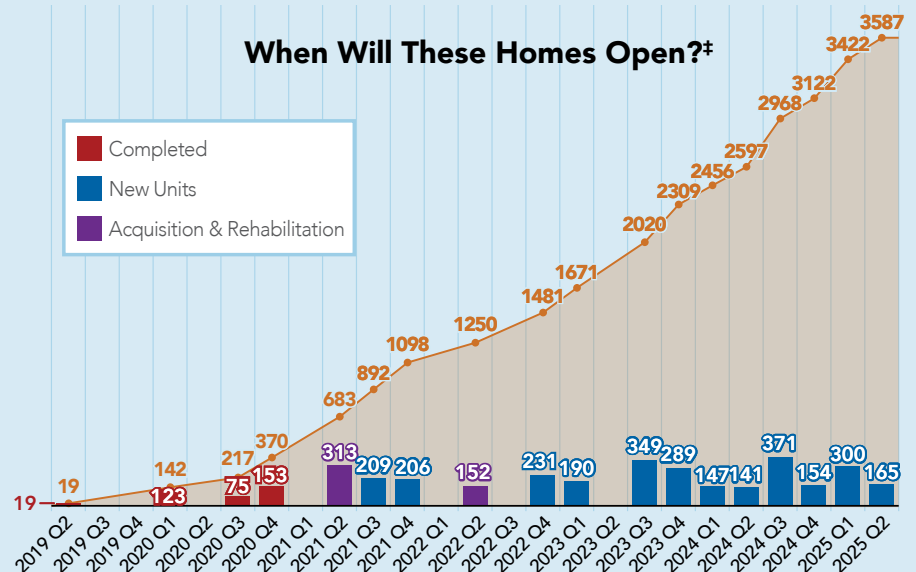
The Housing Bond provides the means for the County to give our community's poorest and most vulnerable residents a fresh start. Many of our veterans, teachers, nurses, single parents, senior citizens, the disabled, foster youth, victims of abuse, chronically homeless, and individuals suffering from mental health or substance abuse illnesses are in need of innovative and effective housing solutions.

Funding Allocations for Voter Approved 2016 Measure A Housing Bond Total of \$950 million



www.supportivehousingcc.org/housingbond

When Will These Homes Open?‡



Details of the developments that make up this timeline can be found on the next page.

‡ Apartment openings are based on projected construction timelines, which are subject to change.

THE SOLUTION TO HOMELESSNESS IS MORE AFFORDABLE HOUSING

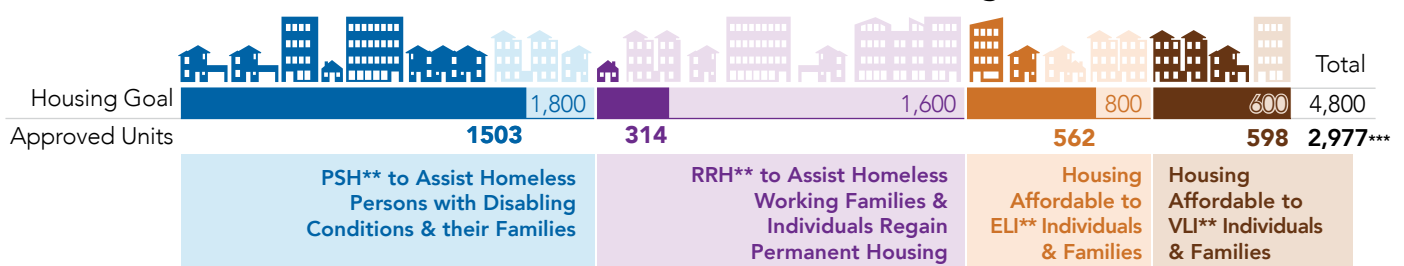
The County's Office of Supportive Housing is leading efforts to increase the supply of housing by funding and spurring the development of housing for low-income households with a prioritization for the poorest and most vulnerable residents who are disproportionately impacted by the lack of affordable housing.

HOUSING DEVELOPMENTS		CITY	PROJECTED OCCUPANCY DATE*	SUPERVISORIAL DISTRICT	TOTAL # UNITS	SUPPORTIVE HOUSING	COUNTY DEVELOPMENT FUNDING
NEW UNITS							
2019	The Veranda	Cupertino	June 2019	5	19	6	\$1,000,000
	Crossings on Monterey	Morgan Hill	Jan 2020	1	39	20	\$5,800,000
	Villas on the Park	San Jose	Mar 2020	3	84	83	\$7,200,000
2020	Monterey Gateway Senior Apts.	Gilroy	Jul 2020	1	75	37	\$7,500,000
	Leigh Avenue Senior Apts.	San Jose	Jul 2021	4	64	63	\$13,500,000
	Calabazas Apts. (formerly Corvin)	Santa Clara	Sep 2021	4	145	80	\$29,000,000
2021	Quetzal Gardens	San Jose	Nov 2021	2	71	28	\$9,830,000
	Iamesi Village (formerly N. San Pedro)	San Jose	Dec 2021	2	135	109	\$7,200,000
	Gallup & Mesa	San Jose	Oct 2022	1	46	23	\$2,600,000
2022	4th and E. Younger Apartments	San Jose	Dec 2022	2	94	93	\$7,500,000
	The Algarve	San Jose	Dec 2022	2	91	46	\$11,500,000
	Moorpark Apartments	San Jose	Feb 2023	4	108	106	\$16,654,646
2023	Page Street Apartments	San Jose	Feb 2023	4	82	27	\$14,000,000
	Vela Apartments (formerly Alum Rock)	San Jose	Jul 2023	2	87	43	\$15,650,000
	Kifer Senior Apartments	Santa Clara	Aug 2023	4	80	45	\$14,000,000
2024	Sango Court Apartments	Milpitas	Aug 2023	3	102	40	\$16,000,000
	West San Carlos Housing	San Jose	Sep 2023	4	80	40	\$9,300,000
	Bascom Apartments	San Jose	Oct 2023	4	79	39	\$15,800,000
2025	Auzerais	San Jose	Dec 2023	2	130	64	\$13,200,000
	Roosevelt Park	San Jose	Dec 2023	2	80	40	\$14,400,000
	Blossom Hill Housing	San Jose	Jan 2024	1	147	49	\$19,100,000
2026	Dupont Family Apartments	San Jose	May 2024	4	141	47	\$27,500,000
	Tamien Station TOD	San Jose	Jul 2024	2	135	67	\$25,000,000
	The Charles	San Jose	Jul 2024	2	78	39	\$12,480,000
2027	La Avenida Apartments	Mountain View	Sep 2024	5	100	33	\$19,000,000
	Alum Rock Multifamily	San Jose	Sep 2024	2	58	29	\$11,600,000
	Sunol-West San Carlos	San Jose	Dec 2024	4	154	51	\$29,720,215
2028	Gateway Tower	San Jose	Jan 2025	2	300	73	\$53,000,000
	Agrihood Sr. Apts.	Santa Clara	Apr 2025	4	165	54	\$23,550,000
NEW UNITS TOTAL:					2,969	1,474	\$452,584,861
RENOVATED UNITS							
2020-2021	Markham Plaza I	San Jose	Dec 2020	2	153	50	\$7,000,000
	Hillview Court (Phase I)	Milpitas	Apr 2021	3	134	132	\$46,900,000
	Curtner Studios	San Jose	May 2021	2	179	111	\$14,950,000
	Markham Plaza II	San Jose	Jun 2022	2	152	50	\$7,200,000
	Casa de Novo	San Jose	Oct 2022	6	-	-	\$4,366,667
RENOVATED UNITS TOTAL:					618	343	\$80,416,667
TOTAL UNITS:					3,587	1,817	\$533,001,528

To see a map of supportive housing developments in Santa Clara County, please visit www.supportivehousingcc.org/map.

*As of February, 2021. Apartment openings are based on projected construction timelines, which are subject to change.

2016 Measure A Production Goals & Progress



**PSH (Permanent Supportive Housing), RRH (Rapid Rehousing), ELI (Extremely Low Income), VLI (Very Low Income)

***610 additional units of affordable housing and apartments for building managers brings the total to 3,587 apartments approved in the last three years.